

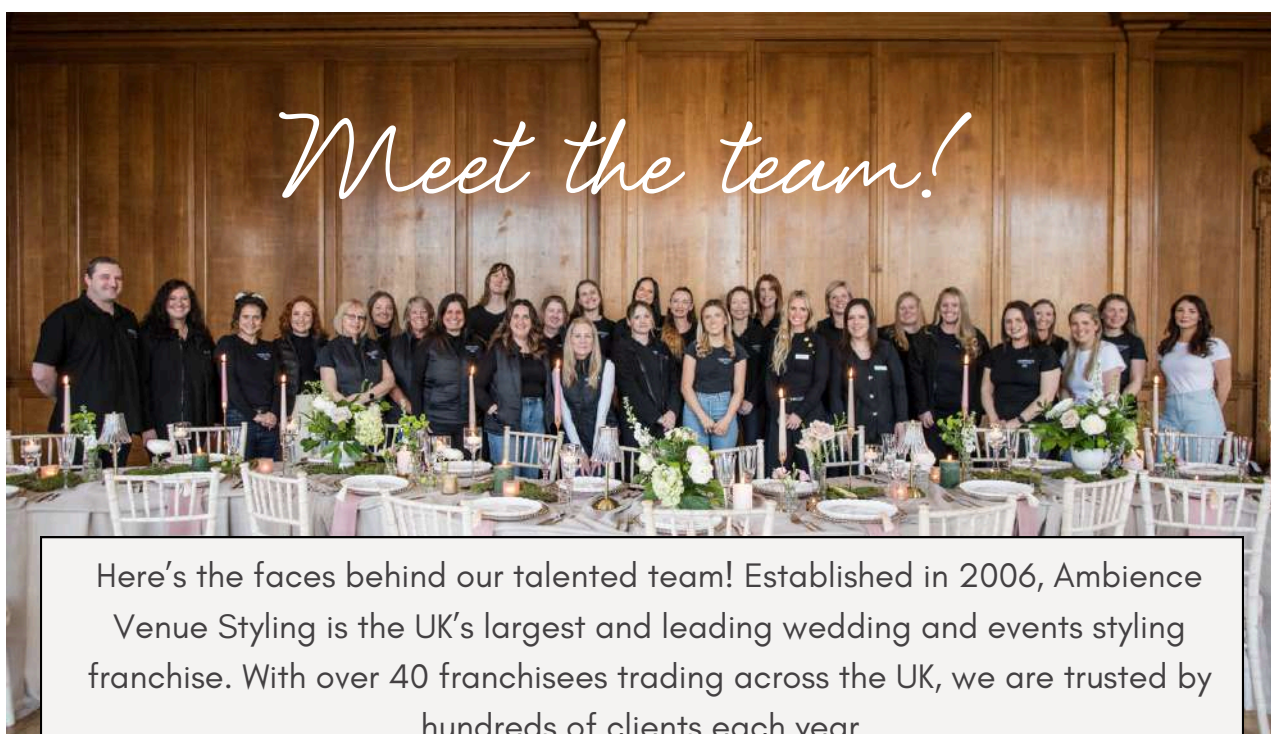
BROCHURE

STYLING INSPIRATION 2025/26






If you're looking for luxury styling, floral design, prop hire or personalised signage for your wedding day or event then you've come to the right place!



Here's the faces behind our talented team! Established in 2006, Ambience Venue Styling is the UK's largest and leading wedding and events styling franchise. With over 40 franchisees trading across the UK, we are trusted by hundreds of clients each year.




We provide styling all year round for a wide range of events including weddings, celebrations, corporate events, brand events and private functions. We've had the pleasure of working with some amazing brands such as Rolex, Aston Martin, Astrid & Miyu, Lights4Fun and many more!



Let's delve into the upcoming and insanely beautiful decor trends that you can expect to see throughout the next couple of years...

ORGANIC GREENS

Representing a shift towards sustainability and natural elements, the event decor industry is embracing the use of organic greens. These lush, vibrant shades are adaptable, making them perfect for any season!





NATURE'S SECRET INGREDIENT

Incorporating moss into your table designs is growing in popularity, adding natural elegance to centrepieces and feature florals in 2025/26.



FOLIAGE



Textured greenery and foliage are adding the wow factor to venues all over the UK. Whether you're opting for a botanical themed wedding or you simply like the fresh, minimalist feel that using greenery creates, there's so many ways in which you can incorporate this trend into your wedding decor.

The great thing about using greenery and foliage is that it's super versatile so never be afraid to ask your Ambience stylist how you can play around with this look. Our favourite greenery choices are eucalyptus, ruscus, leather leaf and ferns and dependent upon the tones and other colours that you will be using with the foliage, we can best advise which type would most suit your wedding decor.




TOP TIP - Foliage alone can look quite heavy and dependent upon the lighting in the room, we'd recommend lifting the colours with lighter, neutral flower heads introduced or by adding an abundance of candlelight.




Serpentine

TABLE LAYOUT



Also known as the caterpillar layout, this showstopping, trending table option creates a sense of intimacy and movement in a reception space by using curved or round tables. Style with luxurious tableware and dramatic floral arrangements for a unique and elegant design.



TOP TIP

When planning a wedding with serpentine tables, it's important to consider the flow of the space and how guests will navigate between tables, as well as the seating arrangements to ensure everyone is comfortable and able to interact.

ARTISTIC TABLESCAPES



Artistic tablescapes go beyond basic etiquette, they're about creating a visual and emotional dining experience for your guests!



The banquet layout has been a growing trend over the last few years and luxurious tablescapes arrangements are the most perfect way to style out your tables. As this trend continues to evolve over the coming years, it's all about the high end details, the placement of florals and accessories and the use of textures.



-Upgrade your place settings with the addition of charger plates and personalised elements such as menu cards

-Tell a story or convey a particular theme with an artistic tablescape that includes colours and accessories that lean into your concept such as a spring time enchanted forest or a romantic and cosy autumnal display

SWITCH IT UP!


ENHANCE YOUR WEDDING OR EVENT WITH ELEGANT LIGHTING OPTIONS!



Providing a sustainable source of lighting, energy efficient LED table lamps have landed! Emitting a soft, warm glow, these charming lamps sit alongside candlelight and florals seamlessly to create opulent tablescapes and centrepieces.



Forget the traditional registrar table clothed with white linen, this look is about styling up that all important spot where officially two become one.



There are many styles available on the market so whether you want to adorn your moongate with florals and foliage or you want romantic hanging tea light baubles and dramatic candlelight, this is one prop that will guarantee the wow factor!



FLORAL COLUMNS



Floral columns/pillars and broken arches are another really effective way of framing your ceremony as well as being a super versatile prop!

Create a statement entrance or stage your top table with faux floral or fresh floral columns.

Faux florals have come a long way over the years and are now incredibly realistic which means you can opt for big statement pieces like this without breaking the bank!



The “must have” wedding signs...

IF YOU'RE LOOKING AT WAYS TO ADD IMPACTFUL, BESPOKE SIGNAGE TO YOUR WEDDING DAY OR EVENT, THIS IS HOW...



HANGING WEDDING SIGNAGE

Top of the must have list for stand out welcome signs, seating plans and order of service. This concept is also about the graphics and artwork, choosing fonts and designs that best represent your personal style.





FABRIC WEDDING SIGNS

These beautiful wedding signs created using long lengths of cloth fabric are incredibly sought after! With so many ways in which to style them, they can be adapted to suit your decor, offering a cohesive feel throughout.



IMMERSIVE SIGNAGE

Signage that is interactive, allows guests to get involved or simply immerses guests within an atmospheric setting with stunning additional styling that really sets the scene. Clients are styling out their signage to create impactful feature areas including candlelight, floral meadows and planters.



Personalised Monograms



A bespoke designed graphic featuring the initials of the newlyweds. We're working with clients to ensure their monogram is incorporated throughout their stationery and signage suite in 2025/26!

Sculptured Florals



SCULPTURED FLORALS ARE MAKING THEIR
WAY ONTO THE SCENE FOR 2025/26.



These can vary in size, ranging from small arrangements featuring just a few key stems right through to large structures, but the main point of consideration is that they're artistic floral pieces.

Expect to see large vases, planters and urns to define entrances, aisles and signage over the coming seasons.

TRENDING

In this stunning cascading design we worked with green mojito hydrangeas, statement amaranthus and elegant stems of quicksand roses and ranunculus, just to name a few whilst also ensuring the mechanics behind the arrangement adopted a sustainable approach! Speak with your Ambience stylist to build the perfect floral recipe for you!





A FRUITY AFFAIR

Incorporating fruit into your styling adds a vibrant, fresh and artistic touch to your decor whilst also offering delicate, seasonal scents that add to the atmosphere of your setting.



Citrus fruits such as lemons and limes are perfect for a vibrant summer wedding whilst fruits such as pears, apples and grapes lend themselves to spring, summer and autumn.



Hosting an autumn/winter wedding?
Look at using a fusion of berries and figs!



Bows

A BOW FOR EACH OCCASION!




There's so many ways you can wrap up your styling with a bow or two! The one main rule here is make sure your bow stands proud and symmetrical! Nobody wants a lopsided, floppy bow right?!

TRENDING

Here's just a few ideas to get you started:

- Bows attached to candlestick holders
- Personalised bow place names
 - Bows on your chairs
 - Napkins tied in bows
- Bow embellishments on your stationery





MAKE IT UNIQUE

It's a fact, 79% of couples put their guests' experience as one of the most important considerations when wedding planning and as result, couples are searching for unique decor and prop hire ideas that will enhance this!





Here's just a few ways we're levelling up guest experience this year!

- Personalised and immersive signage that gets your guests talking and taking selfies!
- Champagne tower moments over cake cutting
- Audio guest book for voice messages that will last a lifetime and hold a special place





COLOURS

Now that we've looked at the styles of 2025/26, let's delve into what you can expect to see across the industry in terms of colours!

Rather than stand alone shades, the next couple of years will see a lot more in the way of tonal styling. This technique is about layering shades and tones of a particular colour to add depth and variation, creating a more impactful and striking finish.

Discover Pantone's colour of the year, the new shade of red that's tipped to be huge and which colours work all year round...

“Cherry-Coded Moments”





*Get ready for bold
and glamorous
styling...*

Red is making a comeback in 2025/26, in particular deep rich shades such as ruby red and cherry red.

Pair with soft pinks, ivory and gold for a balanced look that oozes romance and passion.





While red can be used as an accent, it's also being embraced as a primary colour in some wedding themes, known as the "cherry-coded" trend - due to the growing popularity of this statement look, we expect we'll be seeing cherry-coded weddings and events throughout the next few years and we're soooo here for it!



Black Tie

GET YOUR TUXEDOS AND FLOOR LENGTH DRESSES AT THE READY
BECAUSE FORMAL BLACK TIE WEDDINGS AND EVENTS ARE TRENDING!



An Opulent Feel

This style is all about the elegant details with a dress code to match! Elevate this look with muted gold or champagne accessories and an abundance of candlelight.

Pops of white florals such as roses and hydrangeas will offer an opulent feel against contrasting black features such as candle holders, napkins, and stationery pieces. Achieving just the right balance will provide a striking finish for those in search of a classic, contemporary style.

Vibrant & Uplifting



Inject a large dose of the feel good factor, couples are now choosing to work with an abundance of colour and we love it! This is about stripping out the neutrals and teaming up the bold and the beautiful...

VIBRANT COLOUR PALETTE

Depending on the season, the colours you use are likely to vary but key choices include peach, blue, pink, orange and red!



Blank canvas venues such as barns, industrial spaces, tipis and marquees carry a colourful palette really well. Bring your space to life with styling that instantly creates a mood enhancing atmosphere whilst also adding your personality!




NUDE & EARTHY

EVOKE A SENSE OF WARMTH AND COMFORT





Earthy tones, such as brown, beige, sand and ivory, evoke a sense of warmth and comfort that our clients are obsessed with!



PANTONE®
17-1230 TCX
Mocha Mousse

For 2025, the Pantone Color Institute selects PANTONE 17-1230 Mocha Mousse, a warming, brown hue imbued with richness. It nurtures us with its suggestion of the delectable qualities of chocolate and coffee, answering our desire for comfort.



PERFECT PARTNER

Pair earthy tones with other colours that complement them, such as sage green, dusty blue, or blush pink. These neutral tones also work really well with an abundance of foliage and texture, connecting them to nature and sustainability.

Shades OF GREEN

INSPIRED BY NATURE AND OFFERING A
TIMELESS LOOK



*Forget fifty shades of grey in your relationship!
It's all about shades of green!*



Sage, olive, emerald and forest are making their mark over the next couple of years. Inspired by nature, these timeless tones complement a wide range of colour palettes. What's even better is that these shades of green can be used throughout the year regardless of the season in which you're getting married.



STRESS FREE STYLING

with delivery, installation and collection!



Our expert stylists will deliver your chosen styling products and transform your venue whilst you sip champagne with your friends and family (does it get better than that?!) - We do the hard work so you don't have to! We'll even come back the following day to collect everything, leaving you one less thing to worry about!

RECEIVE A PRICE GUIDE

What our clients say..



Credits.

All of the images in our brochure were styled by Ambience Venue Styling in collaboration with fellow industry suppliers.

Front Cover

Photographer - Jane Beadnell Photography

Pages 1 & 2

Photographer - Jane Beadnell Photography

Table stationery - JB Creatives

Page 3

Credit - Wed2Be (Image: Top)

Photographer - Daniel Tomkins Photography (Image: Bottom)

Florist - The Fair Florist Pershore (Image: Bottom)

Pages 4 & 7

Photographer - Jane Beadnell Photography

Table stationery - JB Creatives

Pages 5 & 6

Credit - Wed2Be

Furniture - Prestige Hire Bristol

Page 8

Photographer - Chris Spencer Payne Photography

Florist - Walter & Blossom

Tables, linen & Cutlery - Arden Hire

Page 9

Photographer - Dan Hodge Photography

Florist & Styling - Lilyfee Floral Designs

Page 10

Photographer - Daniel Tomkins Photography

Florist - The Fairy Florist Pershore

Stationery - Weddings by Kathy B

Page 11

Photographer - Suzy Elizabeth Photography

Florist - Flowers by Kirsty

Stationery - Deabill and Quince

Linen - Just 4 Linen

Page 12

Photographer - Becky Weir Photography

Page 13

Photographer - Zoe Mills Photography (Image: Top left)

Photographer - Ginger Snap Hull (Image: Top middle)

Photographer - Vanessa Bryson Photography (Image: Top right)

Photographer - Olliver Photography (Image: Bottom)

Page 14

Stylists own images (top and bottom)

Page 15

Photographer - Jane Beadnell Photography

Page 16

Photographer - Olliver Photography (Image: Top)

Photographer - Aimee Lince Photography (Image: Bottom left)

Florist - Colette Florist (Image: Bottom left)

Photographer - Samantha Gilrairie Photography (Image: Bottom right)





Credits.

All of the images in our brochure were styled by Ambience Venue Styling in collaboration with fellow industry suppliers.

Page 17

Photographer - A Big Neon Glitter Photography (Image: Top)
Stylists own image (Image: Bottom left)

Page 18

Photographer - Charlotte White Weddings (Image: Top left)
Photographer - Bear & Butterfly Photography (Image: Top Right)
Photographer - Hayley Baxter Photography (Image: Bottom left)
Stylists own image (Image: Bottom left)

Page 18

Photographer - A Big Neon Glitter (Image: top)
Stylists own image (Image: bottom left)

Page 19

Stylists own image

Pages 20 - 23

Photographer - Jane Beadnell Photography

Page 24

Photographer - Jane Beadnell Photography (Image: Top)
Table stationery - JB Creatives (Image: Top)
Photographer - Kieran Paul Photography (Image: Bottom left & right)

Page 25

Photographer - Steph Kiely Weddings
Florist - Sorcha Herbert Flowers
Stationery - Lou Paper Stationery

Page 26

Photographer - Kieran Paul Photography (Image: Top)
Photographer - Chris Spencer Payne Photography (Image: Bottom)
Florist - Walter & Blossom

Page 27

Photographer - Charlotte White Photography
Florist - Walter & Blossom

Page 28

Credit - Audio Guest Book

Page 29

Photographer - Kieran Paul Photography (Image: Top)
Photographer - Charlotte Nelson Photography (Image: Bottom left & right)
Stylists own image - (Image: Bottom middle)

Page 30

Photography - Jane Beadnell Photography

Pages 31-33

Photographer - Chris Spencer Payne Photography (Image: Bottom)
Florist - Walter & Blossom
Dresses - Dotty Bridal / Allure Bridal
Hair & MUA - Becca Hunton Bridal
Model - Lanna Alder

Credits.

All of the images in our brochure were styled by Ambience Venue Styling in collaboration with fellow industry suppliers.

Pages 34 & 35

Photographers - Gabrielas Photography & Film & Robert Harrison Photography
Florist - All in Bloom Floristry
Stationery - Herve Jones Designs
Models - The Ellison Fosters
Dresses - Little Pearl Bridal
Suits - Fallen Hero Store
Hair - Aimee Grant hair & Hair by Megan Boyne
Make up - Ellie Fenwick Makeup
Crockery & Glassware - Crockery 4 Hire Yorkshire

Pages 36-38

Photographer - Toria Frances Photography

Pages 39 & 40

Photographer - Beauty & Lifestyle Captured
Stationery - Mallys Craft

Page 41

Photographer - Jane Beadnell Photography
Table stationery - JB Creatives

Pages 42 & 43

Photographer - Megan Donati Photography
Florist - Flower To The People
Stationery - Grace & Bramble
Event Hire - Crystal Hire Ltd

Page 44

Photographer - Jane Beadnell Photography (Image: Left)
Photographer - Charlotte Nelson Photography (Image: Right)

Credits pages 45-47

Photographer - Katherine & Her Camera / Jenny O Photo
Florist - Pomp and Petals / The Blooming Workshop
Event Hire - Wessex Cater Hire
Dresses - Olivia George Bridal
Hair & MUA - Ema the Hair and Beauty Artist

